

FOR LEASE

WAREHOUSE SPACE

TOTAL BUILDING SIZE: 318,620± SF

AVAILABLE SPACE: 35,000 - 255,000± SF

LAND AREA: 15.45± acres

CEILING HEIGHT: 20' - 24'

LOADING: Dock and Drive-in loading

ELECTRICAL: 120 - 480v, 3 phase

ZONING: MH - IM

ADDITIONAL FEATURES: Abundant outside storage
Enterprise Zone

LEASE RATE: \$3.95 - \$4.50/SF NNN

WAREHOUSE SPACE

8203 FISCHER ROAD | DUNDALK, MARYLAND 21222



Photos herein are the property of their respective owners and use of these images without the express written consent of the owner is prohibited.

FOR MORE INFORMATION CONTACT:

Bill Pellington

Senior Vice President
+1 410 244 3137
bill.pellington@cbre.com

Toby Mink

First Vice President
+1 410 244 3171
toby.mink@cbre.com

Adam Weidner

Vice President
+1 410 244 3197
adam.weidner@cbre.com

Justin Mohler

Vice President
+1 410 244 3116
justin.mohler@cbre.com

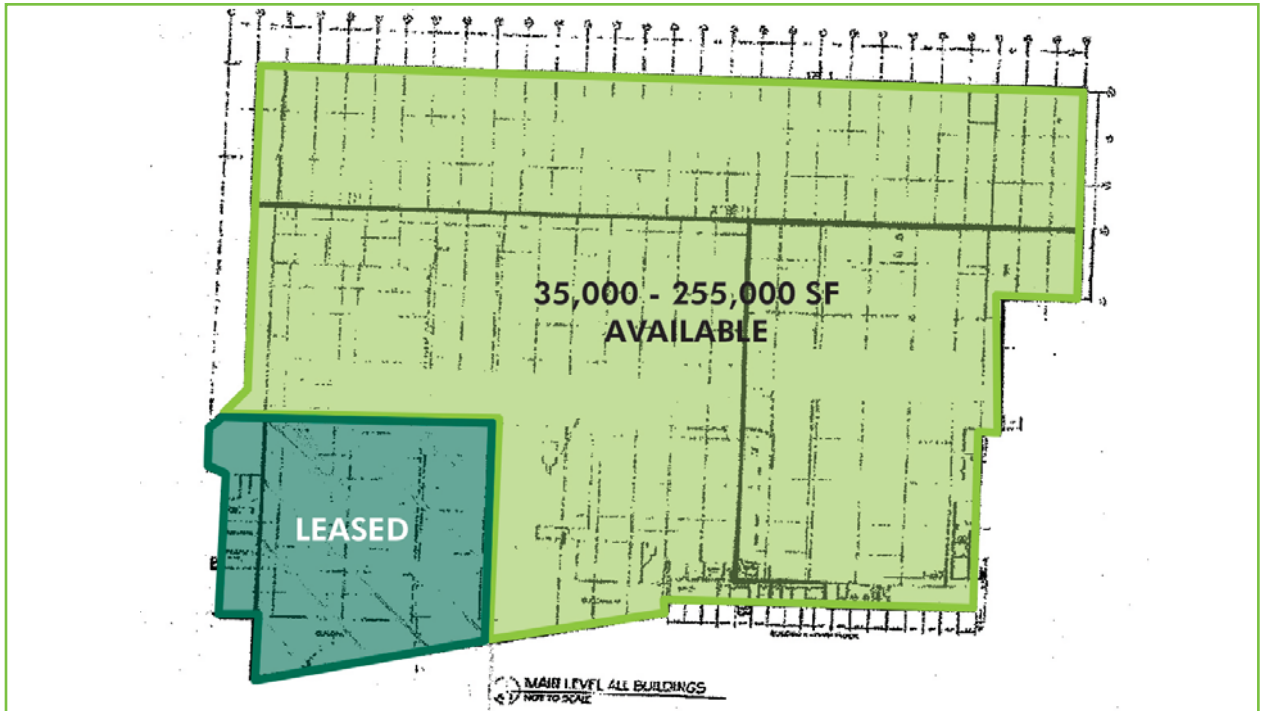


FOR
LEASE

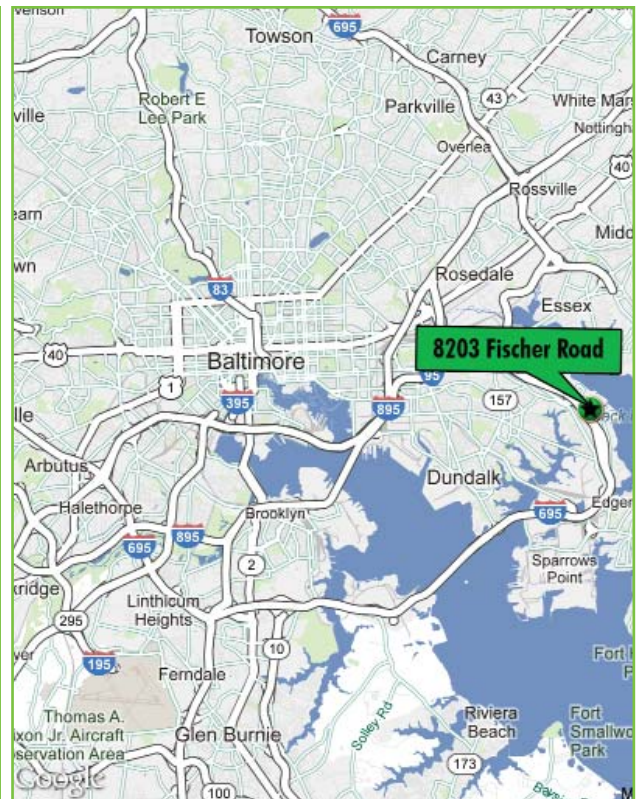
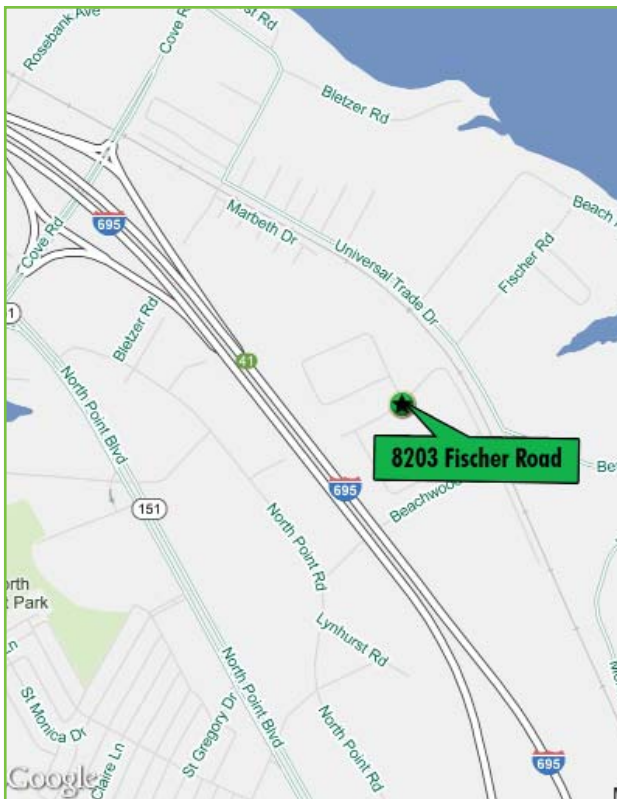
WAREHOUSE SPACE

8203 FISCHER ROAD | DUNDALK, MARYLAND 21222

SITE PLAN



LOCATION MAPS



CBRE, Inc. | 250 West Pratt Street | Suite 1700 | Baltimore, MD 21201 | +1 410 244 7100

© 2014 CBRE, Inc. This information has been obtained from sources believed reliable. We have not verified it and make no guarantee, warranty or representation about it. Any projections, opinions, assumptions or estimates used are for example only and do not represent the current or future performance of the property. You and your advisors should conduct a careful, independent investigation of the property to determine to your satisfaction the suitability of the property for your needs.

CBRE